

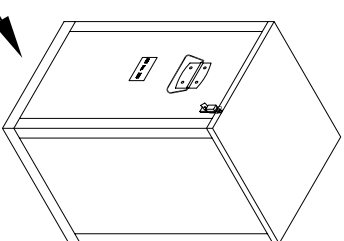

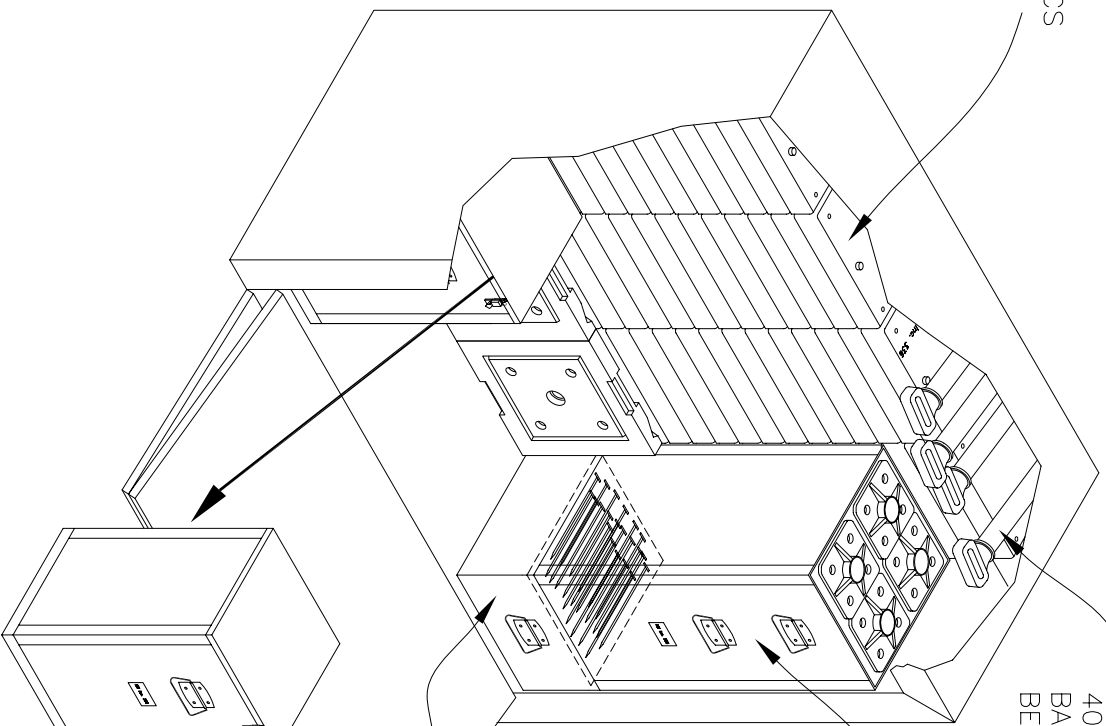
BASES
FOUR ROWS OF 18 PCS
PLUS 3 PCS BEHIND
SHEATH BOXES
= 75 BASES

CONNECTING RODS
40-PCS ON TOP OF
BASES & 25 PCS
BEHIND SHEATH BOXES

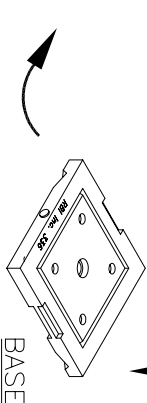
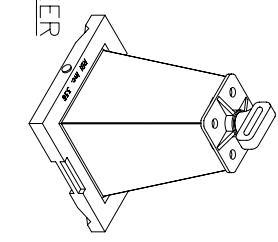
TOP BOX
HOLDS 75 TOPS
(INTERLOCKS WITH
NAIL BOX
UNDERNEATH)

NAIL BOX
HOLDS 300
NAILS
(INTERLOCKS
WITH TOP BOX
ABOVE)

SHEATH BOXES
THREE BOXES WITH 13
SHEATHS EACH & THREE
BOXES WITH 12
SHEATHS EACH = 75
SHEATHS



ASSEMBLED
336-2 MARKER



BASE

SHEATH

CONNECTING
ROD THROUGH
TOP

NOTES:

-THIS DRAWING SHOWS THE CONTENTS AND UNPACKING OF BUNION CONTAINING THE MODELS 336-2 RUNWAY MARKERS AND ASSEMBLY
-PACK BUNIONS IN REVERSE OF WHAT IS SHOWN HERE
-ALSO SEE DWG's M-2-A01, A02, A03

REGINALD BENNETT INTERNATIONAL Inc. **RBI**
"OUR PRODUCTS SAVE LIVES"

PATENT PENDING

DWG NAME:		VIEW:	
Portable Runway Illumination System (2) w/Bunion		Iso-Assembly	
DATE: (MM/DD/YY)	DRAWN BY:	ISSUED TO:	JOB No.:
04/13/96	Steve McCarley		RBI001
SCALE:	UNITS: [K]D BY:	FILE NAME:	DWG No.:
None	mm	RB C CARY5	M-2-A04A